



Head Start & Early Head Start Annual Report 2024

Our mission is to transform people and communities to advance social and economic justice.

What is Head Start?

CAP Services' Head Start Preschool and Early Head Start are federal- and state-funded programs that promote school readiness and provide quality health, nutritional, social, and other services to enrolled children and families. The chart below highlights examples of services provided. These comprehensive programs involve the family and community in which they live in the total development of the child.

Head Start Preschool and Early Head Start services are provided in Portage, Waupaca, Waushara, and Marquette counties.

Head Start Preschool is a part-year program designed for children ages 3-5 years. Early Head Start is a year-round program that serves pregnant women and children from birth to age 3.

Income-eligible families with children ages birth to five, pregnant women, and families with children with documented disabilities are encouraged to apply anytime.

2023-2024 Overview

The program finished the third year of its five-year grant cycle in June 2024. Each grant period has three reviews conducted by the Office of Head Start to assess the program's implementation of Head Start Program Performance Standards. The second monitoring review, a CLASS (Classroom Assessment Scoring System) review, was conducted in spring 2024. The program successfully met the standards indicating quality learning environments in Head Start classrooms in all three domains (emotional support, classroom organization, and instructional support).



"The Head Start program and the staff that dealt with my daughter during her 3k and 4k years made her love school."
– Early Head Start/Head Start Parent



The implementation of Conscious Discipline continued with every staff member receiving ongoing training in the powers, skills, and structures within the Conscious Discipline program. All classroom staff were assessed in implementation of the Conscious Discipline through classroom observations in the fall and spring. The program had scores in each area improve as staff moved towards being proficient in each skill or structure.

2023-24 Program Data

Head Start Preschool

232 Head Start enrollment slots
 210 Center based federal funded
 22 Home based federal funded
 258 Head Start children served
 234 Head Start families
 98% Head Start average percentage of enrollment slots filled
 OR
 228 children enrolled each month (average)

Early Head Start

122 Early Head Start enrollment slots
 72 Home based federal funded
 40 Center based federal funded
 10 Home based state funded
 192 Early Head Start children served
 10 Pregnant Women
 168 Early Head Start families
 97% Early Head Start average percentage of enrollment slots filled
 OR
 118 children/pregnant women enrolled each month (average)

Race

2% American Indian
 4% Asian
 7% Black or African American
 10% Biracial/Multi-racial
 5% Other/Unspecified
 72% White

Ethnicity

23% Hispanic or Latino
 77% Non-Hispanic or Non-Latino

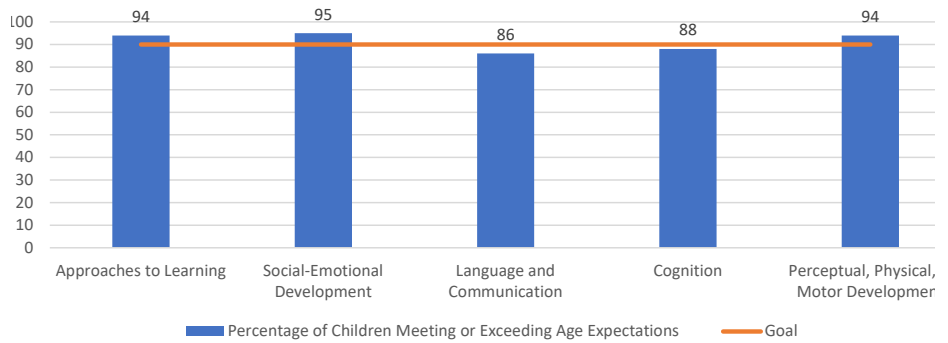
Education



In the center-based option, the program utilizes Teaching Strategies Creative Curriculum as the foundation for lesson planning. Children are guided through a variety of studies (i.e., music making, boxes, roads, exercise, bread) while developing development skills across all areas. The curriculum further includes a platform to connect parents with their child's learning in the classroom.

In the home-based option, Parents as Teachers and Partners for a Healthy Baby are the curriculums utilized in planning activities during home visits. As their child's primary teacher, parents utilize the expertise of home visitors in guiding their child's learning and development. In addition, the parenting curriculum is based on Conscious Discipline concepts to encourage primarily social and emotional development of children in both center and home-based options.

School Readiness Outcomes



Both program options assess children's school readiness skills with Teaching Strategies GOLD. The overall school readiness goals are for 90% of children to meet or exceed age expectations in the Head Start Early Learning Outcomes Framework domains of Approaches to Learning, Social-Emotional Development, Language and Communication, Cognition, and Perceptual, Physical, & Motor development. In 2023-2024, the goal was met in three domains as indicated in the chart.



Enrollment Capacity by County

County	# of income eligible HS students	# of enrollment spaces	% served	# of income eligible EHS students	# of enrollment spaces	% served
Marquette	42	17	40%	62	10	16%
Portage	117	105	90%	176	56	32%
Waupaca	146	91	62%	220	46	21%
Wausara	72	19	26%	108	10	9%



Health

CAP Services' Early Childhood Development is committed to wellness and embraces a comprehensive vision of health for children, families, and staff. Through collaborative relationships among families, staff, and health professionals; child health and developmental concerns are identified. Then, children and families are linked to an ongoing source of continuous care that meets their current health needs and in preparation for public school.



MEDICAL HOME

74%
EHS Children

81%
HS Children



UP TO DATE WELL CHILD EXAMS

64%
EHS Children

75%
HS Children



DENTAL HOME

50%
EHS Children

67%
HS Children



PREVENTATIVE DENTAL EXAM

30%
EHS Children

85%
HS Children



"I am so impressed with the dedication and positive commitment and care all the staff have for children who attend. They work with the families and take time to really get to know the parents as well as the child."

– Early Head Start Parent

Parent, Family, Community Engagement

Parent, Family, and Community Engagement is the foundation of the program. A child's most important life-long teacher and advocate are their parents. Parents and staff begin by developing trusting and responsive relationships. Parents are empowered by staff who recognize their strengths and support goals they have set for themselves as parents and as a family unit. The program also connects families with one another to expand their social network through family events, socials, and parent committee meetings. Staff work with community collaborators to support families in accessing the resources needed to be the most successful they can be.

147

parents, in a parent satisfaction survey conducted, strongly agreed that they received information that improved their relationship with their child and community resources to help their family. Families also strongly agreed that they would recommend this program to others.

437

parent volunteers

46,513

total parent volunteer hours

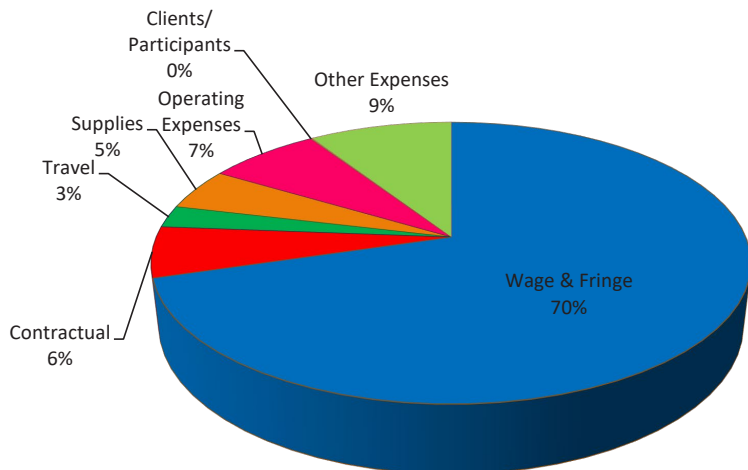
"My son normally is only ever excited to see his dad come home, but when his teacher comes for our home visit, his excitement surpasses that of seeing his dad."

– Early Head Start/Head Start Parent

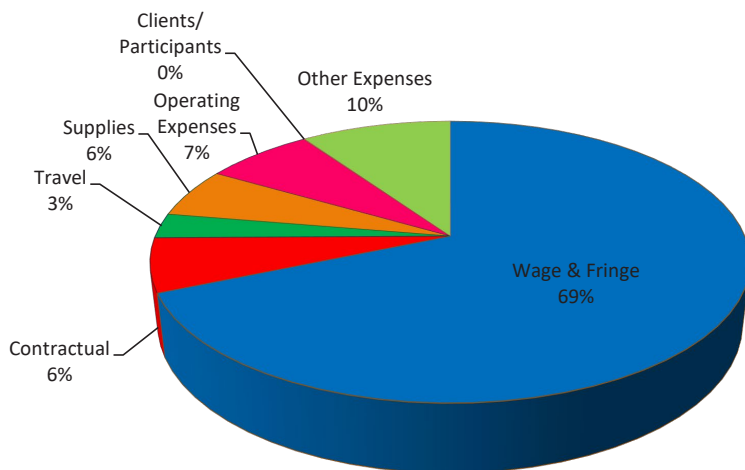


Transforming People
and Communities

2024-2025 Budget



Operating Expenses 2023-2024



Revenue	Amount
Head Start Federal*	\$3,940,483
Head Start State	\$149,562
Early Childhood Services	\$237,109
Early Head Start*	\$1,918,025
Total:	\$6,245,179

* COLA/Quality Improvement/CACFP revenues included

Non-Federal Share Match	
Head Start	\$952,173
Early Head Start	\$481,340

Training & Technical Assistance	
Head Start	\$35,206
Early Head Start	\$29,336

2023-2024 Audit Results

CAP Services financial audit meets the GAAP and Uniform Guidance requirements of its federal grant sources, including Head Start. CAP Services is considered a low-risk auditee and received an unmodified opinion on the consolidated financial statements of CAP Services, Inc and Subsidiaries for the year ended 12/31/2023. The auditors' associated report of compliance for the major federal and state awards also expressed an unmodified opinion. There were no audit findings relative to the major federal and state awards for CAP Services, Inc.

2023-2024 Federal Monitoring Outcomes

In April 2024 the Administration for Children and Families Office of Head Start conducted a CLASS (Classroom Assessment Scoring System) monitoring review of the CAP Services Early Childhood Development program and established that the program had no findings. All scores within each learning environment domain were above the quality and competitive threshold as outlined in the Head Start Performance Standards and represent the expectations of quality for the Office of Head Start.

CAP Services Early Childhood Development

Administrative Office | 2900 Hoover Road, Suite B | Stevens Point, WI 54481 | capservices.org
Office: 715-343-7539 | Fax: 715-343-7521 | facebook: CAPServicesEarlyChildhoodDevelopment

CAP Services, Inc. is an equal opportunity employer and provider.

Auxiliary aids and services are available upon request to employees and program participants with disabilities.

This report printed courtesy of Spectra Print Corporation, Stevens Point, WI.

