

Head Start & Early Head Start Annual Report 2021



What is Head Start?

CAP Services' Head Start and Early Head Start are federal- and state-funded programs that promote school readiness and provide quality health, nutritional, social, and other services to enrolled children and families. The chart below highlights examples of services provided. These comprehensive programs involve the family and community in which they live in the total development of the child.

Head Start and Early Head Start services are provided in Portage, Waupaca, Waushara, and Marquette counties. Head Start is a part year program for children ages 3-5 years. Early Head Start is a full year program serving pregnant women and children ages 0-3.

Income-eligible families with children ages zero-to-five, pregnant women, and families with children with documented disabilities are encouraged to apply anytime.



2020-2021 Services

CAP Services 2020-2021 program year provided center based services in-person. Following COVID-19 safety protocols, Head Start classrooms reduced class sizes resulting in center based Head Start enrollment slots going from 236 slots to 192 slots. With multiple safety precautions implemented, the program was successful in providing services with 93% of class days being held in-person with the remaining days having virtual services.

For home based families, services were provided virtually. Additional equipment and materials such as, Zoom business accounts and cell phone updates, were purchased to assist in providing services. Almost all families had the technology needed (cell phones, data plans, etc.) to participate in virtual visits. Overall for the year, families stayed engaged with 82% of the scheduled home visits being completed.

Coronavirus Response and Relief Supplemental Appropriations (CRRSA) Act funds extended the number of class days for five Head Start non-increased hours classrooms and Head Start home based services from early May 2021 to early June 2021.



Program Data

280 Head Start enrollment slots

236 Center Based federal funded

44 Home Based federal funded

245

Head Start children served

222

Head Start families

72%

Head Start average monthly enrollment

122 Early Head Start enrollment slots

72 Home Based federal funded

40 Center Based federal funded

10 Home Based state funded

162

Early Head Start children served

9

Pregnant Women

127

Early Head Start families

82%

Early Head Start average monthly enrollment

Race

1% American Indian

2% Asian

3% Black or African American

11% Biracial/Multi-racial

8% Other/Unspecified

75% White

Ethnicity

24% Hispanic or Latino

76% Non-Hispanic or Non-Latino

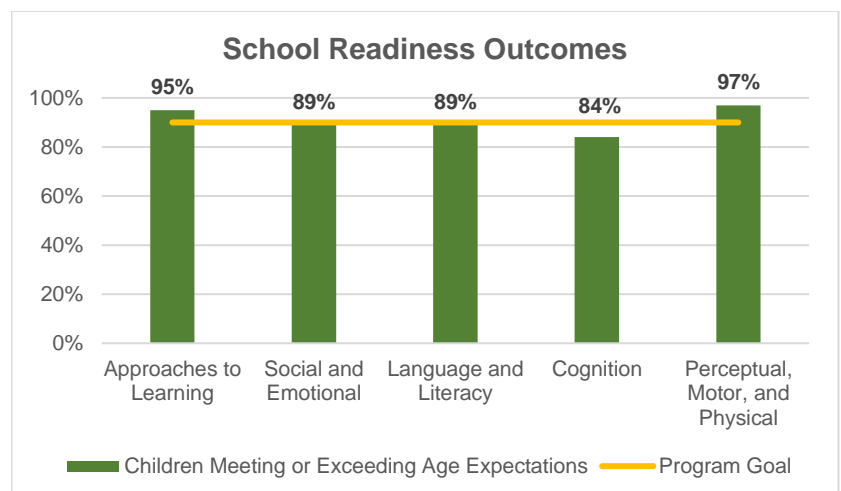
Enrollment Capacity by County						
County	# of income eligible HS children	# of enrollment spaces	% served	# of income eligible EHS children	# of enrollment spaces	% served
Marquette	48	17	35%	72	10	14%
Portage	139	120	86%	208	38	18%
Waupaca	143	113	79%	214	38	18%
Waushara	73	30	41%	110	36	33%



Education

In 2020-2021, the program began utilizing the Teaching Strategies Cloud in the center based program as a tool to connect families to the curriculum and providing educational activities in the home especially when classrooms had to go with virtual services for short periods of time. With home base services being all virtual, parents were even more involved in the child assessment process when developmental assessments were being done.

Teaching Strategies GOLD was utilized to assess school readiness skills. The school readiness goal was for 90% of children to meet or exceed expectations in the areas of Approaches to Learning, Social and Emotional, Language and Literacy, Cognition, and Perceptual, Motor, and Physical Development. The goal was achieved in the areas of Approaches to Learning and Perceptual/Motor/Physical Development.



Parent Engagement

Parents are their child's first and most influential teacher and the program integrates parent engagement strategies into all aspects of programming. In 2020-2021 approaches were different due to the pandemic. Staff and parent were creative and used technology to maintain connections. Both staff and parents created videos of educational activities and shared them. Virtual meetings provided opportunities for parents to engage. Policy Council meetings were virtual as well. Despite this year's challenges, the benefits of strong parent engagement can be seen in the overall program outcomes.

**127
Fathers**

Participated in the program

**334
Parents**

Volunteered for a total of 60,792 hours



Medical Home

90% EHS children
95% HS children



Up-to-date Well Child Exams

62% EHS children
85% HS children



Dental Home

68% EHS children
83% HS children



Preventative Dental Exam

53% HS children

Health

CAP Services Early Childhood Development is committed to wellness and embraces a comprehensive vision of health related services for children, families, and staff. Numerous challenges were faced during the 2020-2021 program year. Dental hygienist visits were suspended as part of reducing the number of individuals at sites and potential spread of COVID-19. Local dental offices were closed or providing reduced level of services during parts of the pandemic. Once offices began to reopen, waitlists for appointments were long. With health screenings, the health specialist was able to complete hearing and vision screenings with center based children. For home base, parents completed a series of questions to assess their child's hearing and vision.

Financials

Revenue 2021-2022	Amount	Percentage
Head Start Federal*	\$ 3,472,882	62%
Head Start State	\$ 149,562	3%
Early Childhood Services	\$ 342,135	6%
Early Head Start*	\$ 1,687,515	30%
Total:	\$ 5,634,111	100%

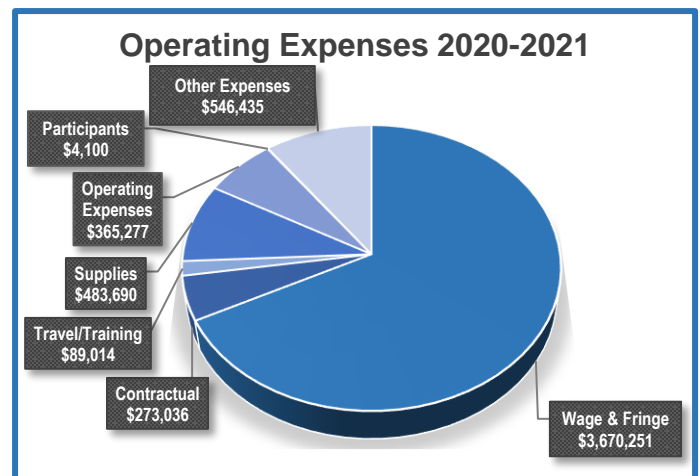
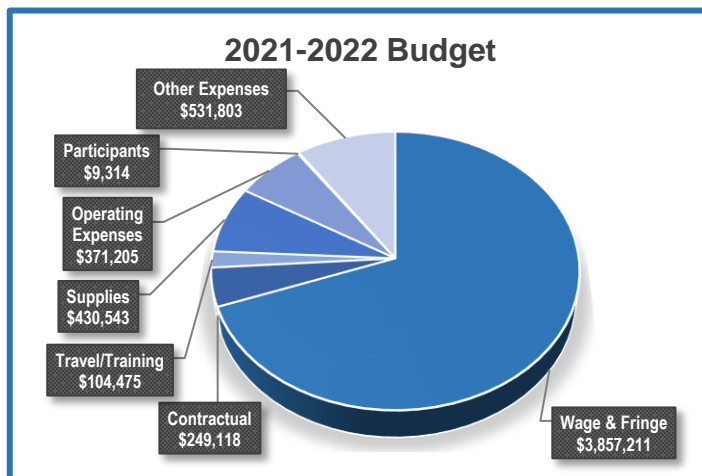
*COLA/Quality Improvement/CACFP revenues included

Coronavirus Response & Relief Supplemental Appropriations Act 21-23: \$117,980

American Rescue Plan Act 21-23: \$469,028

Non-Federal Share Match	
Head Start	\$830,250
Early Head Start	\$418,003


Training and Technical Assistance	
Head Start	\$35,206
Early Head Start	\$29,336





*Transforming People
and Communities*

Our mission is to transform people and communities to advance social and economic justice.



2020 Audit Results

CAP Services financial audit meets the GAAP and Uniform Guidance requirements of its federal grant sources, including Head Start. CAP Services is considered a low-risk auditee, and received an unmodified opinion on the consolidated financial statements of CAP Services, Inc and Subsidiaries for the year ended 12/31/2020. The auditors' associated report of compliance for the major federal and state awards also expressed an unmodified opinion. There were no audit findings relative to the major federal and state awards for CAP Services, Inc.

2019 Federal On-site Monitoring Outcome

The most recent federal monitoring assessment of the CAP Services Early Childhood Development program by the Administration for Children and Families established that the program passed the CLASS Review authorizing the grantee to receive a new non-competitive 5-year grant award.

CAP Services' Early Childhood Development Administrative Office

2900 Hoover Road, Suite B | Stevens Point, WI 54481

715-343-7539 (office) | 715-343-7521 (fax)

facebook.com/capservicesearlychildhooddevelopment

capservices.org

CAP Services, Inc is an equal opportunity employer. Auxiliary aids and services are available upon request to employees as well as program participants with disabilities.